






Product sheet

NB-4  | 300299

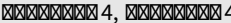



Description  NB-4  promyelocytic (APL)  NB-4 


Organism 

Tissue 


Disease 

Synonyms  4,  4



Age 23 

Gender 


Ethnicity 

Morphology 

Cell type 

Growth properties 



Citation NB-4 ( Cytion 300299)

Biosafety level 1




NCBI_TaxID 9606

CellosaurusAccession CVCL_0005


Product sheet

NB-4  | 300299

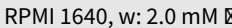





Antigen expression 4+, 14-, 36-



Reverse transcriptase 

Karyotype T(15,17) (q22,q11-12) 



Culture Medium RPMI 1640, w: 2.0 mM  w: 2.0 /  NaHCO₃ ( Cytion 820700a)
















Supplements  FBS 10%

Doubling time 35  40 

Subculturing  5 x 10


Freeze medium  ( FBS) + 10% DMSO

Thawing and Culturing Cells

1. 
2.  cryovial  -150 
3.  37°C 
4.  70%
5.  15 
6.  300 x g  3 
7.  10 
8. 

Product sheet

NB-4  | 300299

Incubation Atmosphere 37°C, 5% CO₂ 




Flask Coating 



Freezing Procedure 

Shipping Conditions 

Storage Conditions  -150  -196 °C 

 /  / HLA

Sterility  PCR 


-  HLA
- A*:  11:01:01
 - B*: '35:01:01, '40:01:02
 - C*: '03:04:01, '04:01:01
 - DRB1*: '01:01:01, '04:04:01
 - DQA1*: '01:01:01, '03:01:01
 - DQB1*: '03:02, '05:01:01
 - DPB1*: '01:01:01, '04:01:01
 - E: '01:01:01