








Product sheet

MH-3924A  | 500286




**Description**  MH3924A  Morris rat hepatoma 3924A  MH3924A  MH3924A  / 


**Organism** 


**Tissue** 


**Disease** 

**Synonyms** MH 3924A, MH3924A, MH-3924 A, MH 3924 A, 3924A,  3924A, MH-3924, MH3924, MH 3924




**Breed/Subspecies** 


**Age** 16 

**Gender** 

**Morphology** 

**Growth properties** 



**Citation** MH-3924A ( Cytion 500286)

**Biosafety level** 1

**NCBI\_TaxID** 10116
















**CellosaurusAccession** CVCL\_5799






MH-3924A  | 500286


### Thawing and Culturing Cells

1. 
2.  cryovial  -150 
3.  37°C 
4.  70%
5.  15 
6.  300 x g  3 
7.  10 
8. 

**Incubation Atmosphere** 37°C, 5%<sub>CO2</sub> 


**Flask Coating** 

**Freezing Procedure** 

**Shipping Conditions** 

**Storage Conditions**  -150  -196 °C 

 /  / HLA

**Sterility**  PCR 