

HROC395Met1 | 300854

Description HROC (Hansestadt Rostock Colorectal cancer) BRAF, PIK3CA TP53 HROC HROC

Organism

Tissue

Disease

Metastatic site

Age 63

Gender

Growth properties

Citation HROC395Met1 (Cytion 300854)


Biosafety level 1



NCBI_TaxID 9606

Culture Medium DMEM:Ham's F12 (1:1), w: 3.1 / w: 2.5 L- w: 15 HEPES, w: 0.5

















HROC395Met1 | 300854


Supplements  FBS 10%

Dissociation Reagent TrypLE Express 15  37°C

Freeze medium  + 10% DMSO 

Thawing and Culturing Cells

1. 
2.  cryovial  -150 
3.   37 
4.   70%
5.   15 
6.  200 x g  5 
7. 

Incubation Atmosphere 37°C, 5% CO₂ 

Flask Coating 

Freezing Procedure 

Shipping Conditions 

Storage Conditions  -150  -196 °C 

/

/ HLA