

HROG12 T0 M1 HROG12 T0 M1 | 300882

Description HROG12 T0 M1 is a cell line derived from a patient with Glioblastoma Multiforme (GBM). It is a highly proliferative, undifferentiated neuroepithelial cell line that grows in suspension culture. HROG12 T0 M1 cells are characterized by their ability to form neurospheres in the presence of neurosphere-forming conditions. HROG12 T0 M1 cells are highly tumorigenic and are used for studying the biology of glioblastoma and for testing potential therapeutic agents.

Organism Human

Tissue Brain

Disease Glioblastoma Multiforme

Ethnicity Caucasian

Growth properties Adherent

Citation HROG12 T0 M1 (ATCC CRL-2978) | 300882

Biosafety level 1


NCBI_TaxID 9606


CellosaurusAccession CVCL_B7FR

Culture Medium DMEM: DMEM:Ham's F12 (1:1) 10% FBS / 10% FBS 2.5% FBS 15% FBS (15% FBS 10% FBS 10% FBS)














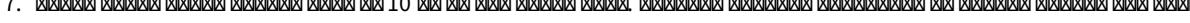


Supplements 10% FBS 10% FBS


HROG12 T0 M1 HROG12 T0 M1 | 300882

Dissociation Reagent 

Subculturing  PBS 


Freeze medium  50%  + 40%  + 10%  DMSO  CM-1 (

- Thawing and Culturing Cells**
- 
 -  -150 
 -  37 
 -  70% 
 -  15  8 
 -  300 ×  3 
 -  10 
 - 

Incubation Atmosphere 37 

Flask Coating 

Freezing Procedure  -78

Shipping Conditions  -78

Storage Conditions  -150  -196 

